

# Sheep & Goat Equipment

**\$POA**  
SGCR

**NEW DESIGN**



## Sheep & Goat Catcher

- Catches sheep around the middle then tips them upside down
- Height adjustable
- Works for both sheep and goats

DESCRIPTION	Code	Price (inc GST)
Sheep & Goat Catcher	SGCR	\$POA
Lead up Race Straight	SHSRS	\$POA
Hock Bar (Anti-Backing Bar)	HB/ABB	\$POA

## Sheep Crush

- Hold sheep securely
- 3 way drafting
- Ideal way to restrain sheep standing up
- Suitable for drenching, branding, ear tagging, jetting etc.

**\$POA**  
SCR



## V-Express Hydraulic Powered Sheep & Goat Handler

**Take the hard work out of handling Livestock**

- Adjustable for different sized sheep
- Operator controls forward & reverse travel
- Easy to turn sheep over
- New auto on feature - keep drenching for hours!
- No need to bend over

DESCRIPTION	Code
V Express Basic	VEXB
Electric Power Pack	VEXEPP
Petrol Power Pack	VEXPPP
10 Metre Hose Kit	VXH10
180° Curved Race + 5 Hockbars	180CR
Oblique Lane Twin Lead up Race	VEX2L
2 Winch Farm Trailer no springs	VEXFT2
2 Winch Farm Trailer designed for package	VEXFT2P
Contractor trailer (Purpose built)	VEXCT

## Rapid Sheep Handler

DESCRIPTION	Code
Rapid Sheep Handler	R/ASH
Farm Trailer to suit handler	R/ASHT
180 degree Curved Race	180CR
Straight Lead Up Race	SHSRS



**\$POA**  
R/ASH



**\$POA**  
VEXB

Disclaimer: Prices and specification in this catalogue could change without notice to keep in line with our continuous product improvement and fluctuations in material prices. Galvanised means galvanised material with cold galv painted welds and black steel.



# Sheep & Goat Equipment

## Portable Sheep Yards

Commander Ag-Quip portable sheep yards are recognised across Australia as well built, simple to use and priced to suit your budget. A set comes with standard panels, 2 x race gates, adaptor post and race support frames. Each panel is 2.2m long and 1m high and uses a sliding pin latching system. The drafting trailer is a 1minute - 1 man operation to set up.

**\$POA**  
PSYRG



**\$POA**  
PSYP



## Tandem Axle Portable Sheep Yards



**DRAFT MODULE**  
Also available in galvanised



DESCRIPTION	Code	Price (inc GST)
17 Panel Single Axle Set	PSY17	\$POA
23 Panel Single Axle Set	PSY23	\$POA
35 Panel Single Axle Set	PSY35	\$POA
40 Panel Tandem Axle Set	PSY40	\$POA
50 Panel Tandem Axle Set	PSY50	\$POA
60 Panel Tandem Axle Set	PSY60	\$POA
2.2m Panel	PSYP	\$POA
2.2m Sheeted Panel	PSYSP	\$POA
Race Gate	PSYRG	\$POA
Race Support Frame	PSYRS	\$POA
Adaptor Post	PSYAP	\$POA
Single Axle Draft Trailer only	PSYDT	\$POA
Tandem Axle Draft Trailer only	PSYDTT	\$POA

Disclaimer: Prices and specification in this catalogue could change without notice to keep in line with our continuous product improvement and fluctuations in material prices. Galvanised means galvanised material with cold galv painted welds and black steel.



# Sheep & Goat Equipment

**300° Gate Hinge Design!**

Commander Ag-quip gates are now fitted with a revolutionary nylon bush to provide you with smoother operation and 300° swing.

## Semi Permanent Stud Manager Yards

These semi permanent sheep yards are the premium range produced by Commander Ag-quip. Using a 76x40 oval rail on the top and a 59x30 oval rail on the lower 5 rails. The panel post caps are removable so you can drive a steel post down the centre for greater stability. The standard Commander pinning system is used to connect the panels making it quick to install. Yards can be simply added to or altered as you desire.



**\$POA**  
DMAS

DRAFT MODULE WITH ADJUSTABLE SIDES



**\$POA**  
DMVS

V SIDED DRAFT MODULE

## 1.5m High Sheep Panels & Gates

DESCRIPTION	0.7m	1m	1.3m	1.5m	2m	2.5m	3m	3.5m	4m
Standard Panels	\$POA SP07P	\$POA SP1P	\$POA SP13P	\$POA SP15P	\$POA SP2P	\$POA SP25P	\$POA SP3P	\$POA SP35P	\$POA SP4P
Sheeted Panels	\$POA SP07PS	\$POA SP1PS	\$POA SP13PS	\$POA SP15PS	\$POA SP2PS	\$POA SP25PS	\$POA SP3PS	\$POA SP35PS	\$POA SP4PS
Standard Gates	\$POA SP07G	\$POA SP1G	\$POA SP13G	\$POA SP15G	\$POA SP2G	\$POA SP25G	\$POA SP3G	\$POA SP35G	\$POA SP4G
Sheeted Gates	\$POA SP07GS	\$POA SP1GS	\$POA SP13GS	\$POA SP15GS	\$POA SP2GS	\$POA SP25GS	\$POA SP3GS	\$POA SP35GS	\$POA SP4GS
Permanent Gates	\$POA SM07G	\$POA SM10G	\$POA SM13G	\$POA SM15G	\$POA SM20G	\$POA SM25G	\$POA SM30G	\$POA	\$POA
Permanent Sheeted Gates	\$POA SM07SG	\$POA SM10SG	\$POA SM13SG	\$POA SM15SG	\$POA SM20SG	\$POA SM25SG	\$POA SM30SG	\$POA	\$POA
Draft Module	DMSS	\$POA							
Draft Module V Sided	DMVS	\$POA							
Draft Adjustable Sides	DMAS	\$POA							
Permanent Post	PP65	\$POA							

Disclaimer: Prices and specification in this catalogue could change without notice to keep in line with our continuous product improvement and fluctuations in material prices. Galvanneal means galvanneal material with cold galv painted welds and black steel.

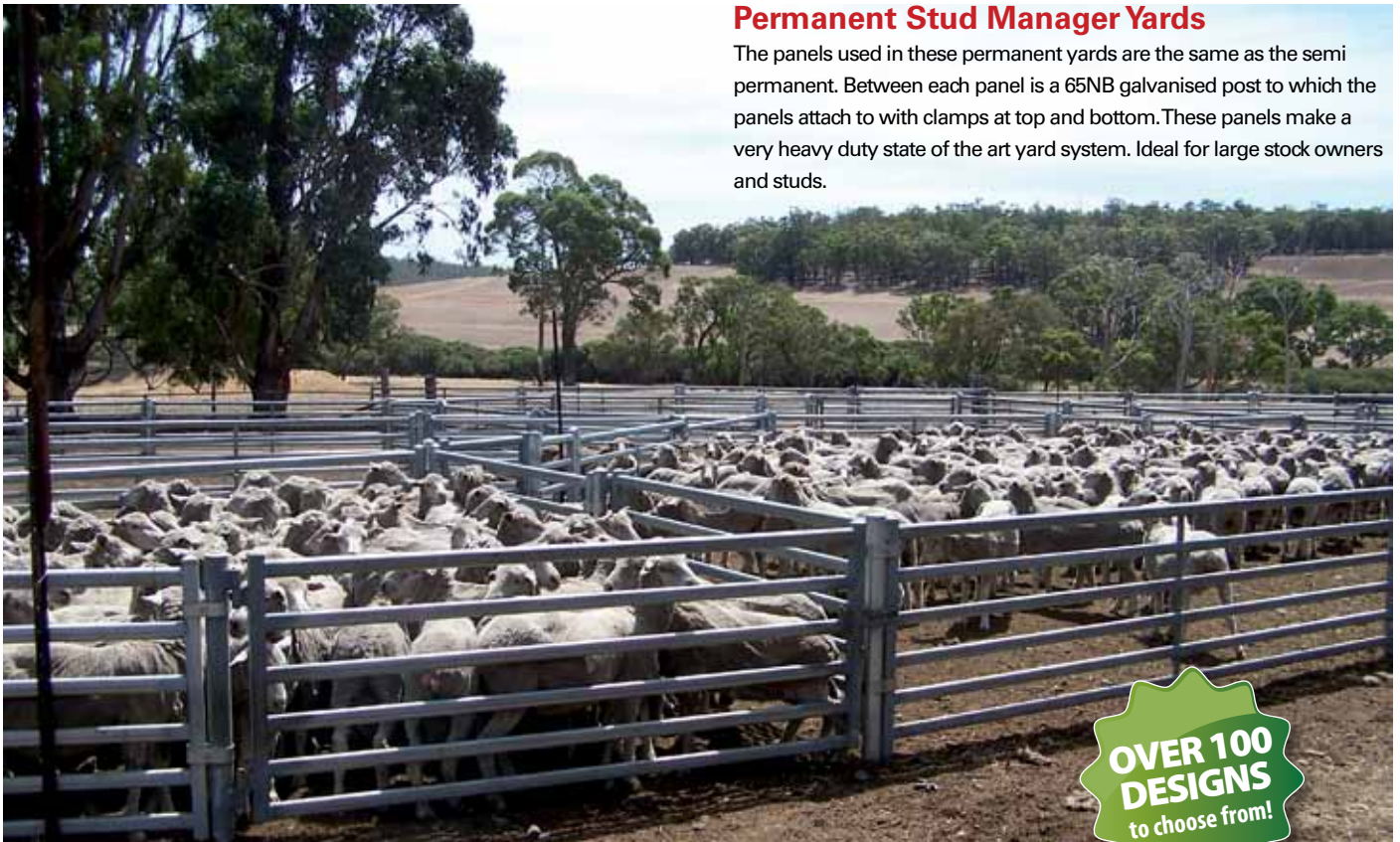




# Sheep & Goat Equipment

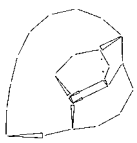
## Permanent Stud Manager Yards

The panels used in these permanent yards are the same as the semi permanent. Between each panel is a 65NB galvanised post to which the panels attach to with clamps at top and bottom. These panels make a very heavy duty state of the art yard system. Ideal for large stock owners and studs.

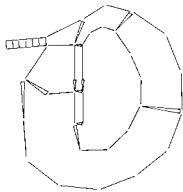


**OVER 100  
DESIGNS**  
to choose from!

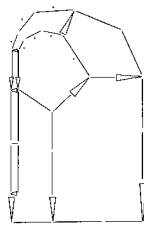
### Stud Manager Yard Designs



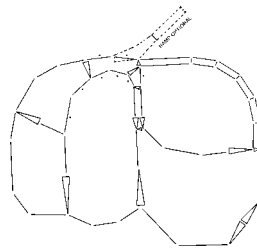
**ASP140**  
Size: 9.3m x 9.5m



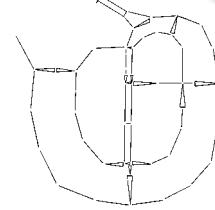
**ASP350**  
Size: 11.8m x 13.8m



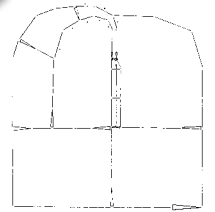
**ASP400**  
Size: 10m x 16m



**ASP700**  
Size: 14.5m x 19m



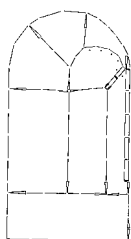
**ASP805**  
Size: 19m x 18.5m



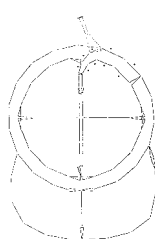
**ASP1000**  
Size: 19m x 20m



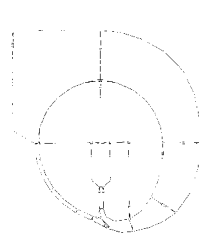
**ASP1450**  
Size: 28m x 20m



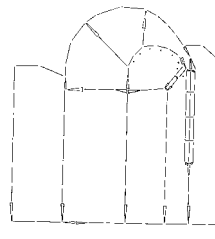
**ASP1950**  
Size: 20m x 39.5m



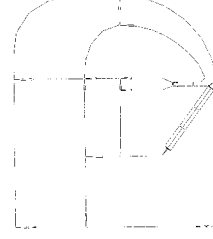
**ASP2000**  
Size: 24m x 32m



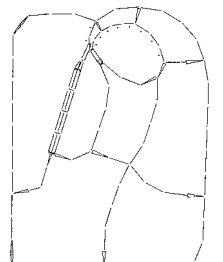
**ASP2200**  
Size: 30 x 32m



**ASP2800**  
Size: 33m x 35m



**ASP2900**  
Size: 34.5m x 39.2m



**ASP4000**  
Size: 34m x 46m

Disclaimer: Prices and specification in this catalogue could change without notice to keep in line with our continuous product improvement and fluctuations in material prices. Galvanised means galvanised material with cold galv painted welds and black steel.



# Sheep & Goat Equipment

**300° Gate Hinge Design!**

Commander Ag-quip gates are now fitted with a revolutionary nylon bush to provide you with smoother operation and 300° swing.

## Semi Permanent Overseer Yards

The Overseer sheep yards are ideal for the small to medium sized sheep farmer. Many happy customers are using the Overseer range of sheep yards to handle their flock at lamb marking and also using them instead of permanent options especially on leased properties. This option is also an added tax benefit for you (check with your accountant).

Commander Ag-Quip Overseer sheep yards are constructed from 59x30 oval rail and the 25x25 RHS for the lower 5 rails. The posts are 50x50 RHS and can have a star post driven down inside any post where needed for extra stability.

The Commander Ag-Quip Overseer sheep yards are simple and quick to set up. The standard panels are 2.3m long with single gates 2.3m or double gates 4.6m. Poly belting is used instead of sheeted panels for the blind sections of the yards as this gives a smooth surface and is quieter than sheet metal.

The yards are ready in minutes of delivery and modified or moved at your convenience. Call our customer service team for more information on Freecall 1800 655 033.



ASP400 using Overseer panel

**\$POA**

OSY23G 2.3m Gate



**\$POA**

OSY23P 2.3m Panel

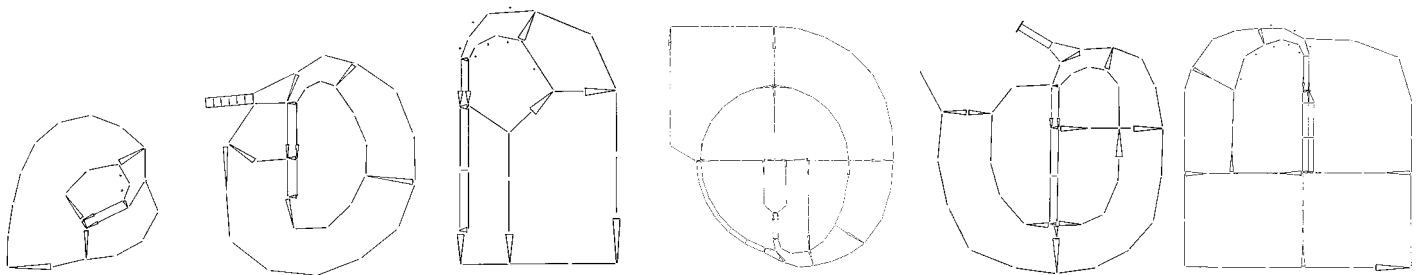


**\$POA**

DMVS Optional V Sided Draft Module



## Overseer Yard Designs



**OSY140**  
Size: 9.3m x 9.5m

**OSY350**  
Size: 11.8m x 13.8m

**OSY400**  
Size: 10m x 16m

**OSY2200**  
Size: 30 x 32m

**OSY805**  
Size: 19m x 18.5m

**OSY1000**  
Size: 19m x 20m



# Sheep & Goat Equipment

## Permanent Pipe Sheep Yards

For more economical permanent style sheep yards this system makes an ideal, simple solution. The panels are double post with 33mm OD top rail and 27mm 5 lower rails. All gates hinge off their own post which is attached to the post of the previous panel with a clamp system.



**Optional concrete Work Race**



**WE CAN ARRANGE INSTALLATION**  
Ask us today!



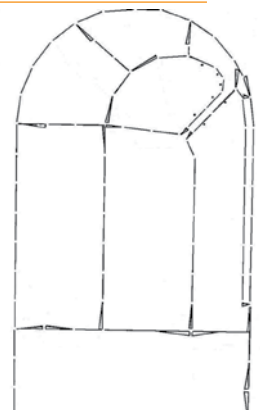
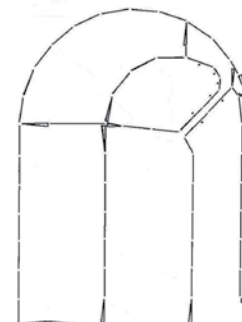
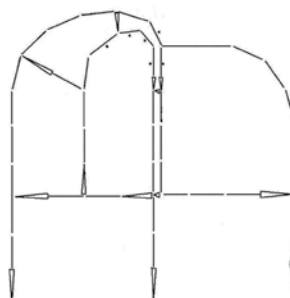
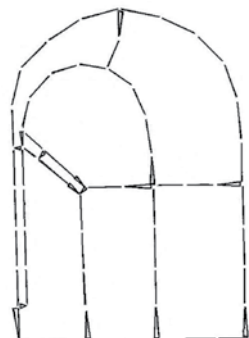
**CSY1000 Bugle and Draft**



**Bugle Yard Design**

DESCRIPTION	0.7m	1m	1.3m	1.5m	2m	2.5m	3m	3.5m	4m	Race Gate	Draft Gate
Standard Panels	\$POA PPP07	\$POA PPP10	\$POA PPP13	\$POA PPP15	\$POA PPP20	\$POA PPP25	\$POA PPP30	\$POA PPP35	\$POA PPP40		
Sheeted Panels	\$POA PSP07	\$POA PSP10	\$POA PSP13	\$POA PSP15	\$POA PSP20	\$POA PSP25	\$POA PSP30	\$POA PSP35	\$POA PSP40		
Standard Gates	\$POA PPG07	\$POA PPG10	\$POA PPG13	\$POA PPG15	\$POA PPG20	\$POA PPG25	\$POA PPG30	\$POA PPG35	Use 2m Gates	\$POA PRG	\$POA PDG
Sheeted Gates	\$POA PSG07	\$POA PSG10	\$POA PSG13	\$POA PSG15	\$POA PSG20	\$POA PSG25	\$POA PSG30	\$POA PSG35	Use 2m Gates		

**HUGE RANGE OF PLANS**  
available - Ask us today!



CSY140

CSY400

CSY710

CSY1000

CSY1450

CSY1950

Disclaimer: Prices and specification in this catalogue could change without notice to keep in line with our continuous product improvement and fluctuations in material prices. Galvanised means galvanised material with cold galv painted walls and black steel.

# Sheep & Goat Equipment

**5.3m Mobile Sheep Ramp**



**\$POA**  
SR53A



**3m Adjustable Ramp**



**\$POA**  
SR3A

**4m Adjustable Ramp**



**\$POA**  
SR4A

**8m Adjustable Ramp**



**\$POA**  
SR8A



**\$POA**  
SR24P



DESCRIPTION	Code	Price (inc GST)
5.3m Mobile Loading Ramp	SR53A	\$POA
3m Adjustable Sheep Ramp	SR3A	\$POA
4m Adjustable Sheep Ramp with winch	SR4A	\$POA
8m Adjustable Sheep Ramp with winch	SR8A	\$POA
2.4m Portable Sheep Ramp 3 Piece	SR24P	\$POA
3m Portable Sheep Ramp 3 Piece	SR30P	\$POA
Collapsible Stand for 3 Piece Ramp	SRSTND	\$POA

**Portable Sheep Ramp**



CWT

**Wool Table**




WPH

**Wool Pack Holder**



WIWOTG

**Sheep & Goat Spear Trap**



CSGST

**Sheep & Cattle Spear Trap**



LMC5S

**Lamb Marking Cradle**



DESCRIPTION	Code	Price (inc GST)
Circular Wool Table	CWT	\$POA
Rectangle Wool Table	RWT	\$POA
Wool Pack Holder	WPH	\$POA
Sheep & Goat Walk in Walk out Trap Gate	WIWOTG	\$POA
Sheep & Cattle Spear Trap	CSGST	\$POA
Single Unit Lamb Marking Cradle	LMC	\$POA
3 Unit Rotary with Stand	LMC3S	\$POA
4 Unit Rotary with Stand	LMC4S	\$POA
5 Unit Rotary with Stand	LMC5S	\$POA
Stand for Single Unit	LMCS	\$POA

Disclaimer: Prices and specifications in this catalogue could change without notice to keep in line with our continuous product improvement and fluctuations in material prices. Galvanised means galvanised material with cold galv painted welds and black steel.





# Goat Equipment



## Portable Goat Yards with Ramp 1.2m High

Complete yard system includes panels, 2 race support frames, 2 sheeted panels, 2 race gates, 2 adaptor posts, 14" tyres and 50mm tow hitch.

- Heavy duty construction
- 14" tyres
- Detachable draw bar
- Single axle spring suspension
- 50mm tow hitch



**\$POA**  
PGLR



DESCRIPTION	Code	Price (inc GST)
17 Panel Complete Set	PGYR17	\$POA
23 Panel Complete Set	PGYR23	\$POA
35 Panel Complete Set	PGYR35	\$POA
2.2m Panel Complete Set	PGYP	\$POA
2.2m Sheeted Panel	PGYSP	\$POA
Race Gate	PGYRG	\$POA
Race Support Frame	PGYRS	\$POA
Adaptor Post	PGYAP	\$POA
3m Mobile Goat Loading Ramp	PGLR	\$POA

## Portable Goat Yards with Draft Race 1.2m High

Complete yard system includes panels, 2 race support frames, 2 sheeted panels, 2 race gates, 2 adaptor posts, 14" tyres and 50mm tow hitch.

- 50mm trailer coupling
- 14" Falcon hubs
- Trailer can hold 35 Panels
- Drawbar lifts up out of the way
- 1.2m high



DESCRIPTION	Code	Price (inc GST)
17 Panel Complete Set	PGY17	\$POA
23 Panel Complete Set	PGY23	\$POA
35 Panel Complete Set	PGY35	\$POA
Portable Goat Drafting Trailer	PGYDT	\$POA
2.2m Panel	PGYP	\$POA
2.2m Sheeted Panel	PGYSP	\$POA
Race Gate	PGYRG	\$POA
Race Support Frame	PGYRS	\$POA
Adaptor Post	PGYAP	\$POA



Disclaimer: Prices and specification in this catalogue could change without notice to keep in line with our continuous product improvement and fluctuations in material prices. Galvanised means galvanised material with cold galv painted welds and black steel.





# Sheep & Goat Equipment

## Romani Goat Handler

**FEATURES:**The Romani Goat Handling Race is made in sections of 2400mm or 8ft. Each section holds 4-6 adult animals and any number of lengths can be joined together for larger herds (2 sections seems the most popular). A gate between each section prevents overcrowding. A barred top prevents the occasional escape attempt.

This can be hinged up out of the way if needed but you can drench through the bars. A goat can be turned upside down to trim feet if needed - the animal will be held in the 'V' section. The operator side of the race is lower to make chores much easier to complete.



DESCRIPTION	CODE	Price (inc GST)
Romani Race (without gates)	ROMRH	\$POA
Sliding Gate	ROMSG	\$POA
Sliding Gate with Lugs	ROMSGL	\$POA
3Way Draft Section	RDM	\$POA



Start with this.... ➡ ➡ ➡ ➡ ➡

ROMRH + ROMSG + ROMSLG

add a 3 Way Draft.... ➡ ➡ ➡ ➡ ➡

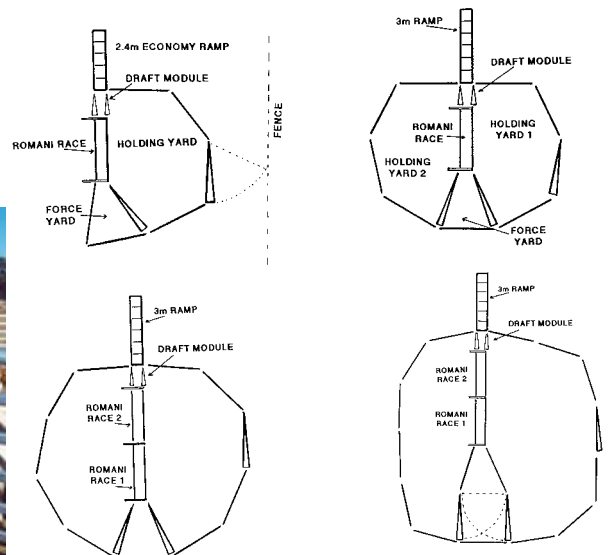
+ RDM

build up to this.

ROMRHx2 + ROMSGx2 + ROMSGL + RDM

## Semi Permanent Goat Panels & Gates (1250mm High)

- Unique support idea for pressure points - use a star post
- Stronger - better value for money
- Galvanised construction - long lasting
- More visible 'Anti Bruise' Rail (59 x 30mm)



DESCRIPTION	0.7m	1m	1.3m	1.5m	2m	2.5m	3m	3.5m	4m
Standard Panels	\$POA GSP07P	\$POA GSP1P	\$POA GSP13P	\$POA GSP15P	\$POA GSP2P	\$POA GSP25P	\$POA GSP3P	\$POA GSP35P	\$POA GSP4P
Sheeted Panels	\$POA GSP07PS	\$POA GSP1PS	\$POA GSP13PS	\$POA GSP15PS	\$POA GSP2PS	\$POA GSP25PS	\$POA GSP3PS	\$POA GSP35PS	\$POA GSP4PS
Standard Gates	\$POA GSP07G	\$POA GSP1G	\$POA GSP13G	\$POA GSP15G	\$POA GSP2G	\$POA GSP25G	\$POA GSP3G	\$POA GSP35G	\$POA GSP4G

Disclaimer: Prices and specification in this catalogue could change without notice to keep in line with our continuous product improvement and fluctuations in material prices. Galvanised means galvanised material with cold galv painted welds and black steel.

