



Ask for a
Hot dipped Gal. options
info pack

Cattle Equipment

\$POA
TTCCGM



Table Type with Gates

- Energy saving pivot point design
- Off side operation - no extra cost
- Heavy duty locking system
- Ideal calf working height
- Easy access to calf



DESCRIPTION	Code	Price (inc GST)
Calf Cradle with Gates Painted	TTCCGM	\$POA
Calf Cradle with Gates Galv.	TTCCGMG	\$POA
TableType Basic Painted	TTCCB	\$POA
TableType Basic Galv.	TTCCBG	\$POA

Calf Race Panels

DESCRIPTION	Code	Price (inc GST)
Calf Sliding Gate	CRCSL	\$POA
Calf Panel width 1.8 Mtr Pre Galv.	CRCALF18P	\$POA
Calf Panel width 2.1 Mtr Pre Galv.	CRCALF21P	\$POA
Calf Panel width 2.5 Mtr Pre Galv.	CRCALF25P	\$POA
Calf Panel width 3.0 Mtr Pre Galv.	CRCALF3P	\$POA
Calf Swing Race Gate Pre Galv.	CRCALFSRG	\$POA
Calf Race Bow Pre Galv.	CALDB	\$POA

\$POA
TDCC



Throw Down Calf Cradle

- Secure holding with positive heavy duty ratchet
- Complete self contained unit - no need to stand the cradle against the fence
- Built-in entry gate makes it easy to use at the end of a calf race
- Good access to calves
- Grease points on cradle pivots ensures smooth working every season
- Head rest supports calf head when in horizontal position



DESCRIPTION	Code	Price (inc GST)
Throw Down Calf Cradle with Gates Painted	TCCG	\$POA
Throw Down Calf Cradle with Gates Pre Galv.	TTCCG	\$POA



Disclaimer: Prices and specification in this catalogue could change without notice to keep in line with our continuous product improvement and fluctuations in material prices. Galvanised means galvanised material with cold galv. painted welds and black steel.




300° Gate Hinge Design!
Commander Ag-quip gates are now fitted with a revolutionary nylon bush to provide you with smoother operation and 300° swing.

Cattle Yard Accessories

Latch Options

- A) Standard stock proof latch (standard on all gates)
- B) Chain latch option (same price as stock proof latch)
- C) Y Chain latch option (same price as stock proof latch)
- D) In post slam latch - Ask for a quote today



Sliding Gates & Accessories



Description	Code	Price (inc GST)
Economy Sliding Gate	ECOSL	\$POA
Sliding Race Gate	CRSLG	\$POA
2Way Cattle Sliding Gate	CRSL2	\$POA

Yard and Race Bow

Description	Code	Price (inc GST)
Race Bow	RB	\$POA
Yard Bow 1.2 to 2.1 Mtr	YB	\$POA

- Holds race firmly so it will not spread
- 2.1m high clearance
- Hi-tensile 50x50mm RHS
- Fits in the same place as a slider and race gate



Race Walk Ways

Description	Code	Price (inc GST)
Straight Walkway 2.1 Mtr	SWW	\$POA
Curved Walkway 1.8 Mtr	CWW	\$POA



Cattle/Sheep & Goat Spear Traps

Description	Code	Price (inc GST)
Cattle, sheep & Goat Spear Trap	CSGST	\$POA

- Ideal for trap yards
- Each spear opens individually & are removable
- Comes with standard panel connecting lugs



Combo Yards - Cattle • Goats • Sheep



7 Bar 1.6m High Combo Panels

VISIBILITY
29%
OVAL RAIL 76X40

Description	Code	Price (inc GST)
1.4m Panel	CR14CP7	\$POA
1.8m Panel	CR18CP7	\$POA
2.1m Panel	CR21CP7	\$POA
2.5m Panel	CR25CP7	\$POA
3m Panel	CR30CP7	\$POA
2.1m Gate	CR21CG7	\$POA
2.5m Gate	CR25CG7	\$POA
3m Gate	CR30CG7	\$POA
4.2m Double Gate	CR42DG7	\$POA
2.1m Man Gate in Panel	CRMGP7	\$POA
Man Gate	CRMG7	\$POA
Swing Race Gate	CRSRG7	\$POA
Sliding Race Gate	CRSL7	\$POA

8 Bar 1.8m High Combo Panels

VISIBILITY
33%
OVAL RAIL 76X40

Description	Code	Price (inc GST)
1.4m Panel	CR14CP8	\$POA
1.8m Panel	CR18CP8	\$POA
2.1m Panel	CR21CP8	\$POA
2.5m Panel	CR25CP8	\$POA
3m Panel	CR30CP8	\$POA
2.1m Gate	CR21CG8	\$POA
2.5m Gate	CR25CG8	\$POA
3m Gate	CR30CG8	\$POA
4.2m Double Gate	CR42DG8	\$POA
2.1m Man Gate in Panel	CRMGP8	\$POA
Man Gate	CRMG8	\$POA
Swing Race Gate	CRSRG8	\$POA
Sliding Race Gate	CRSL8	\$POA

Disclaimer: Prices and specification in this catalogue could change without notice to keep in line with our continuous product improvement and fluctuations in material prices. Galvanised means galvanised material with cold galv painted welds and black steel.



300° Gate Hinge Design!
Commander Ag-quip gates are now fitted with a revolutionary nylon bush to provide you with smoother operation and 300° swing.

Cattle Equipment

5 Bar Economy Panel 1.6m High

Description	Code	Price (inc GST)
1.4m Panel	E14P5	\$POA
1.8m Panel	E18P5	\$POA
2.1m Panel	E21P5	\$POA
3m Panel	E30P5	\$POA
2.1m Gate	E21G5	\$POA
3m Gate	E30G5	\$POA
4.2m Double Gate	E42DG5	\$POA
2.1m Man Gate in Panel	E21MGP5	\$POA
Man Gate	EMG5	\$POA
Swing Race Gate	ESRG5	\$POA
Sliding Race Gate	ERSLG	\$POA
Race Bow	RB	\$POA
Adaptor Post	AP	\$POA



\$POA
E21P5



OVAL RAIL 59X30

VISIBILITY
16%

5 Bar Cattle Rail Panel 1.6m High

Description	Code	Price (inc GST)
1.4m Panel	CR14P5	\$POA
1.8m Panel	CR18P5	\$POA
2.1m Panel	CR21P5	\$POA
2.5m Panel	CR25P5	\$POA
3m Panel	CR30P5	\$POA
1.8m Gate	CR18G5	\$POA
2.1m Gate	CR21G5	\$POA
2.5m Gate	CR25G5	\$POA
3m Gate	CR30G5	\$POA
4.2m Double Gate	CR42DG5	\$POA
2.1m Man Gate in Panel	CR21MGP5	\$POA
Man Gate	CRMG5	\$POA
Swing Race Gate	CRSRG5	\$POA
Sliding Race Gate	CRSLG	\$POA
Race Bow	RB	\$POA
Adaptor Post	AP	\$POA



\$POA
CR21P5



OVAL RAIL 76X40

VISIBILITY
23%

Cattle King Panel 1.6m High

Description	Code	Price (inc GST)
1.4m Panel	LCK14P	\$POA
1.8m Panel	LCK18P	\$POA
2.1m Panel	LCK21P	\$POA
2.5m Panel	LCK25P	\$POA
3m Panel	LCK30P	\$POA
1.8m Gate	LCK18G	\$POA
2.1m Gate	LCK21G	\$POA
2.5m Gate	LCK25G	\$POA
3m Gate	LCK30G	\$POA
4.2m Double Gate	LCK42DG	\$POA
2.1m Man Gate in Panel	LCK21MGP	\$POA
Man Gate	LCKMG	\$POA
Swing Race Gate	LCKSRG	\$POA
Sliding Race Gate	LCKSLG	\$POA
Race Bow	RB	\$POA
Adaptor Post	AP	\$POA



\$POA
LCK21P



OVAL RAIL 115X42

VISIBILITY
36%

Disclaimer: Prices and specification in this catalogue could change without notice to keep in line with our continuous product improvement and fluctuations in material prices. Galvanised means galvanised material with cold galv painted welds and black steel.




Cattle Equipment

6 Bar Economy Panel 1.8m High

Description	Code	Price (inc GST)
1.4m Panel	E14P6	\$POA
1.8m Panel	E18P6	\$POA
2.1m Panel	E21P6	\$POA
3m panel	E30P6	\$POA
2.1m Gate	E21G6	\$POA
3m Gate	E30G6	\$POA
4.2m Double Gate	E42DG6	\$POA
2.1m Man Gate in Panel	E21MGP6	\$POA
Man Gate	EMG6	\$POA
Swing Race Gate	ESRG6	\$POA
Sliding Race Gate	CRSLG	\$POA
Race Bow	RB	\$POA
Adaptor Post	AP	\$POA



\$POA
E21P6



OVAL RAIL 59X30


VISIBILITY
19%

6 Bar Cattle Rail Panel 1.8m High

Description	Code	Price (inc GST)
1.4m Panel	CR14P6	\$POA
1.8m Panel	CR18P6	\$POA
2.1m Panel	CR21P6	\$POA
2.5m Panel	CR25P6	\$POA
3m Panel	CR30P6	\$POA
1.8m Gate	CR18G6	\$POA
2.1m Gate	CR21G6	\$POA
2.5m Gate	CR25G6	\$POA
3m Gate	CR30G6	\$POA
4.2m Double Gate	CR42DG6	\$POA
2.1m Man Gate in Panel	CR21MGP6	\$POA
Man Gate	CRMG	\$POA
Swing Race Gate	CRSRG6	\$POA
Sliding Race Gate	CRSLG	\$POA
Race Bow	RB	\$POA
Adaptor Post	AP	\$POA



\$POA
CR21P6



OVAL RAIL 76X40

VISIBILITY
25%

Cattle King Panel 1.8m High

Description	Code	Price (inc GST)
1.4m Panel	CK14P	\$POA
1.8m Panel	CK18P	\$POA
2.1m Panel	CK21P	\$POA
2.5m Panel	CK25P	\$POA
3m Panel	CK30P	\$POA
1.8m Gate	CK18G	\$POA
2.1m Gate	CK21G	\$POA
2.5m Gate	CK25G	\$POA
3m Gate	CK30G	\$POA
4.2m Double Gate	CK42DG	\$POA
2.1m Man Gate in Panel	CK21MGP	\$POA
Man Gate	CKMG	\$POA
Swing Race Gate	CKSRG	\$POA
Sliding Race Gate	CKSLG	\$POA
Race Bow	RB	\$POA
Adaptor Post	AP	\$POA



\$POA
CK21P



OVAL RAIL 115X42

VISIBILITY
32%

Disclaimer: Prices and specification in this catalogue could change without notice to keep in line with our continuous product improvement and fluctuations in material prices. Galvanised means galvanised material with cold galv painted welds and black steel.



Cattle Equipment



\$POA
LR35S

3.5m Loading Ramp

- Free standing simple to install
- Can be made permanent
- Timber floor

DESCRIPTION	Code	Price (inc GST)
3.5m Cattle Rail Ramp	LR35S	\$POA
3.5m Cattle King Ramp	LR35CKS	\$POA
3.5m Combo Ramp Sheep & Goat	LR35COM	\$POA



\$POA
LR48S

4.8m Loading Ramp

- 4.8m gentle load angle
- Free standing or can be made permanent
- Timber floor

DESCRIPTION	Code	Price (inc GST)
4.8m Cattle Rail Ramp	LR48S	\$POA
4.8m Cattle King Ramp	LR48CKS	\$POA
4.8m Combo Ramp Sheep & Goat	LR48COM	\$POA



NEW!
Now with
timber floor!

Adjustable Ramps

- Truck to trailer height
- Timber floor

\$POA
LR48A

DESCRIPTION	Code	Price (inc GST)
3.5m Adjustable Cattle Rail Ramp	LR35A	\$POA
3.5m Adjustable Cattle King Ramp	LR35CKA	\$POA
4.8m Adjustable Cattle Rail Ramp	LR48A	\$POA
4.8m Adjustable Cattle King Ramp	LR48CKA	\$POA

6.5m Stockcare Ramp

- Access door on the top level
- Wide side walkway with safety rails
- Suitable for most livestock
- Fully sheeted sides
- Timber bumper on front
- Ladder for truck access

DESCRIPTION	Code	Price (inc)
6.5m Stockcare Ramp	LRSC	\$POA
6.5m Stockcare Ramp with slider	LRSCSL	\$POA
6.5m Ramp Cattle Rail	LR65S	\$POA
6.5m Ramp Cattle King	LR65CK	\$POA
6.5m Dump Ramp Cattle Rail	DR65S	\$POA
6.5m Dump Ramp Cattle King	DR65CK	\$POA



Disclaimer: Prices and specification in this catalogue could change without notice to keep in line with our continuous product improvement and fluctuations in material prices. Galvanised means galvanised material with cold galv painted welds and black steel.



Cattle Equipment



\$POA
LR35M

3.5m Mobile Ramp

- Landcruiser Sunraiser wheels
- Implement jack & ratchet tie down strap included
- Can carry up to 20 cattle yard panels
- Spring suspension optional

DESCRIPTION	Code	Price (inc GST)
3.5m Mobile Cattle Loading Ramp	LR35M	\$POA
3.5m Mobile Cattle Loading on springs	LR35MS	\$POA

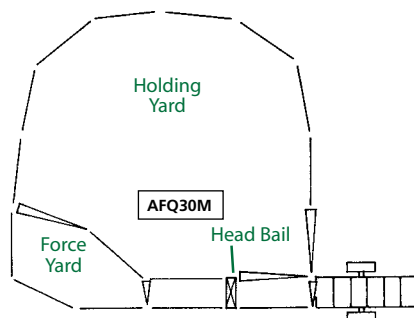


AFQ 30 Head Mobile Cattle Yard with 3m Ramp

DESCRIPTION	Code	Price (inc GST)
Economy 5 Bar Panels	AFQ30ME5	\$POA
Economy 6 Bar Panels	AFQ30ME6	\$POA
Cattle Rail 5 Bar Panels	AFQ30MC5	\$POA
Cattle Rail 6 Bar Panels	AFQ30MC6	\$POA

Complete Portable System Includes:

- 15 x 2.1m Panels
- 3 x 2.1m Gates
- 2 x Swing Race Gates
- 1 x CowCatcher Head bail
- 1 x 3.5m Mobile Ramp



\$POA
LR48M

4.8m Mobile Cattle Ramp

- Landcruiser Sunraiser wheels
- Implement jack & ratchet tie down strap included
- Can carry up to 40 panels
- Spring loaded sharing suspension

DESCRIPTION	Code	Price (inc GST)
4.8m Mobile Loading Ramp Tandem Axle	LR48M	\$POA

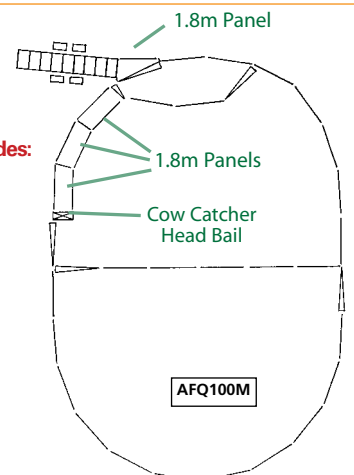


AFQ 100 Head Mobile Cattle Yard with 3m Ramp

DESCRIPTION	Code	Price (inc GST)
Economy 5 Bar Panels	AFQ100ME5	\$POA
Economy 6 Bar Panels	AFQ100ME6	\$POA
Cattle Rail 5 Bar Panels	AFQ100MC5	\$POA
Cattle Rail 6 Bar Panels	AFQ100MC6	\$POA

Complete Portable System Includes:

- 28 x 2.1m Panels
- 5 x 2.1m Gates
- 4 x 1.8m Panels
- 1 x Sliding Gate
- 1 x CowCatcher Head bail
- 1 x Dual Axle Ramp
- 2 x Race Bows
- 2 x Adaptor Posts



Disclaimer: Prices and specification in this catalogue could change without notice to keep in line with our continuous product improvement and fluctuations in material prices. Galvanised means galvanised material with cold galv painted welds and black steel.





Cattle Equipment

Curved Force Yards

All experienced stockmen would know animals naturally like to walk in circles when in confined spaces. That's why a curved force and race is an efficient way of handling cattle. The force gate has a brake latch that will lock anywhere around the force tub. The brake is a spring loaded device

that locks harder as the animal pushes against it. A walkway can be added to the force yard around the outside to make it easier to operate the force gate. This system can be adapted to your existing yards or can be included in a new system.

Call our sales team now for a quote on 1800 655 033.

We have a
CUSTOM DESIGN
service
Call now!



Disclaimer: Prices and specification in this catalogue could change without notice. To keep in line with our continuous product improvement and fluctuations in material prices. Galvanised means galvanised material with cold galv painted welds and black steel.



Cattle Equipment

300° Gate Hinge Design!

Commander Ag-quip gates are now fitted with a revolutionary nylon bush to provide you with smoother operation and 300° swing.

Permanent Cattle Yards

Commander Ag-Quip cattle yards have been designed by experienced cattlemen and members of the GLOBAL LIVESTOCK EQUIPMENT GROUP. The panels used in this system are the same as the Semi-Permanent but without the joining lugs. An 80NB hot dipped galvanised post is used at each panel joint and is clamped to the panels by galvanised clamp top and bottom. All gates come standard with a chain latch. The panels are installed with the post out of the ground then when everything is up and okay you then bore a hole in the ground and concrete it in. An advantage of this system is that the panels can be unclamped and removed if needed. These pictures show Cattle King panels however all styles of panels are available in this system.

Call our sales team now for a quote on 1800 655 033.



DESCRIPTION	Code	Price (inc)
2.1m Permanent Gate 5 Bar Economy	21PG5E	\$POA
2.5m Permanent Gate 5 Bar Economy	25PG5E	\$POA
3m Permanent Gate 5 Bar Economy	30PG5E	\$POA
2.1m Permanent Gate 6 Bar Economy	21PG6E	\$POA
2.5m Permanent Gate 6 Bar Economy	25PG6E	\$POA
3m Permanent Gate 6 Bar Economy	30PG6E	\$POA
2.1m Permanent Gate 5 Bar Cattle Rail	21PG5CR	\$POA
2.5m Permanent Gate 5 Bar Cattle Rail	25PG5CR	\$POA
3m Permanent Gate 5 Bar Cattle Rail	30PG5CR	\$POA
2.1m Permanent Gate 6 Bar Cattle Rail	21PG6CR	\$POA
2.5m Permanent Gate 6 Bar Cattle Rail	25PG6CR	\$POA
3m Permanent Gate 6 Bar Cattle Rail	30PG6CR	\$POA
2.1m Permanent Gate Cattle King	21PGCK	\$POA
2.5m Permanent Gate Cattle King	25PGCK	\$POA
3m Permanent Gate Cattle King	30PGCK	\$POA

Refer to pages 16 & 17 for Panel prices

DESCRIPTION	Code	Price (inc)
80NB Galvanised Permanent Post 2.4m	PP24	\$POA
80NB Galvanised Permanent Post 2.7m	PP27	\$POA
65x65 Post with Lugs 2.4m	PP24L	\$POA
65x65 Post with Lugs 2.7m	PP27L	\$POA



Disclaimer: Prices and specification in this catalogue could change without notice to keep in line with our continuous product improvement and fluctuations in material prices. Galvanised means galvanised material with cold galv painted welds and black steel.



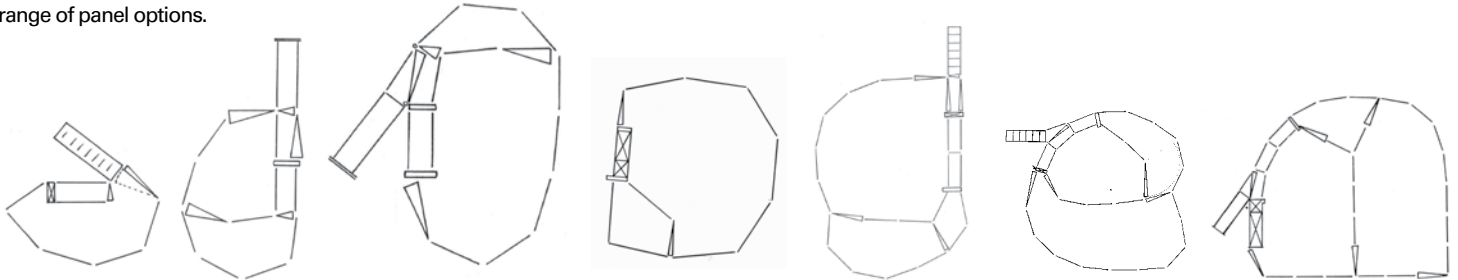
Cattle Yard Designs



300° Gate Hinge Design!
Commander Ag-quip gates are now fitted with a revolutionary nylon bush to provide you with smoother operation and 300° swing.

Custom Design Service

Our custom design service can tailor a plan specifically to suit your requirements. We can modify an existing plan or work with you on your own plan. These are just a selection of plans available, if you can't find what you need, please call us to discuss your requirements. All yard plans are available in a range of panel options.



AFQ 6

AFQ 15-20

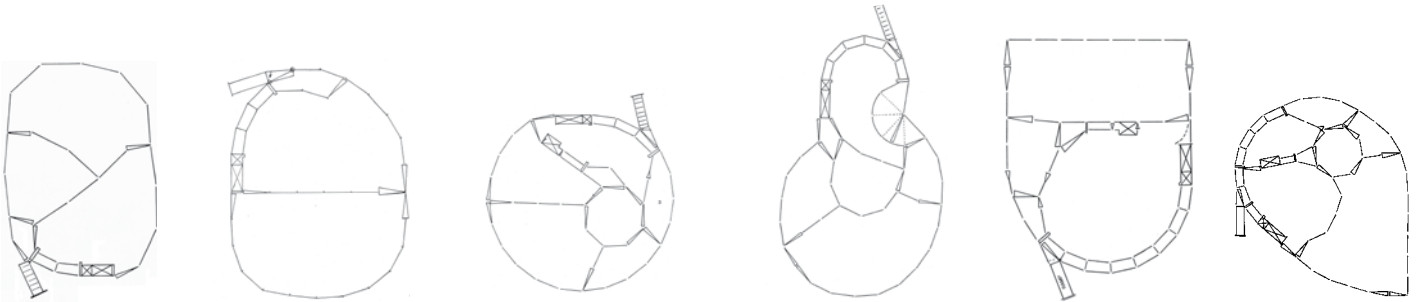
AFQ 20-25

AFQ 47

AFQ 50

AFQ 57

AFQ 80



AFQ 97

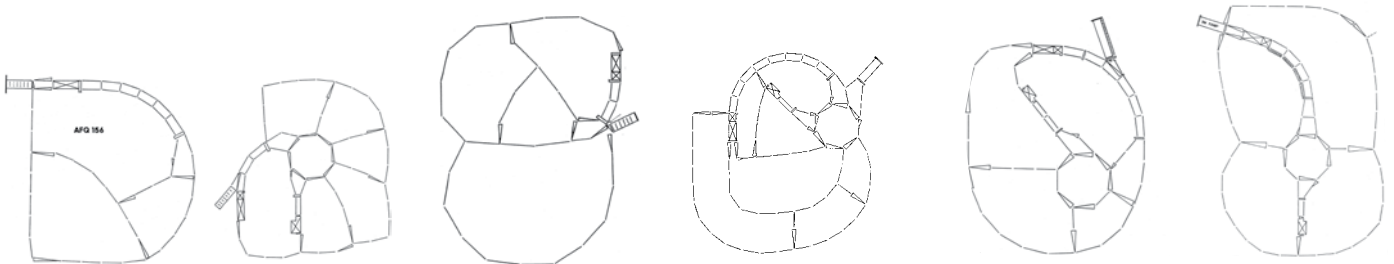
AFQ 100

AFQ 115

AFQ 124

AFQ 126

AFQ 149



AFQ 156

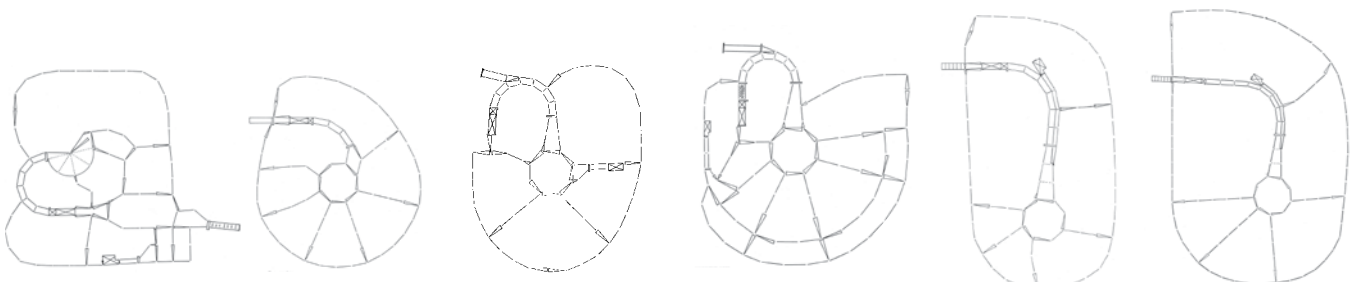
AFQ 180

AFQ 187

AFQ 208

AFQ 228

AFQ 230



AFQ 240

AFQ 255

AFQ 245

AFQ 299

AFQ 300

AFQ 565

Disclaimer: Prices and specification in this catalogue could change without notice to keep in line with our continuous product improvement and fluctuations in material prices. Galvanised means galvanised material with cold galv painted welds and black steel.



Livestock Weighing Systems

Cattle Weigh Crate

- Non-slip steel floor
- Stable, 4 loadcell design
- Front & rear sliding gates
- 2400mm(L) x 850mm(W) x 2140mm(H)

\$POA
CWM



Cattle Weigh Platform

\$POA
WP20



Sheep & Goat Weigh Crate



\$POA
SWC

DESCRIPTION	Code	Price (inc)
Cattle Weigh Module	CWM	\$POA
Cattle Weigh Module with Timber Sides	CWMTS	\$POA
1.8m x 0.65m Weigh Platform	WP18	\$POA
2.0m x 0.65m Weigh Platform	WP20	\$POA
2.6m x 0.65m Weigh Platform	WP26	\$POA
Sheep & Pig Weigh Crate	SWC	\$POA

Q-CATCH 8200 Vet Crush + 3,500kg Scales + Hot Dipped Gal. Floor



Handheld EID Reader

GO3301



2000kg Weigh Bars

RO6000



3500kg Weigh Bars

RO6300



Ruddweigh 1000 Indicator

RO1000



Ruddweigh 800 Indicator

RO1800



iDraft

THE NEW iDRAFT SYSTEM TAKES CATTLE HANDLING TO A NEW LEVEL

Featuring an intelligent touch sensitive control screen and a 10 function hand held radio remote control; the operator can control all functions of the crush and the draft gates from a distance.

The electronically controlled iDraft system uses the hydraulic or pneumatic system to open and close the entry and various exit gates. After the animal is automatically weighed, it is released automatically from the crush and directed through the appropriate draft/exit gate.

This system can be used in conjunction with electronic ear tags, allowing a large throughput of stock with incredible ease and efficiency. The most important benefits of using a Cattlemaster iDraft system are improved labour efficiency and safety, ease of animal identification and stock management which results in improved financial results.



CRUSH FOR ILLUSTRATION PURPOSES ONLY

Disclaimer: Prices and specification in this catalogue could change without notice to keep in line with our continuous product improvement and fluctuations in material prices. Galvanised means galvanised material with cold galv painted welds and black steel.